

Getting Started

What is Seesaw?

Tynewater Primary school uses Seesaw as an online learning journal. Seesaw is a platform that allows you to see what your child has been learning in class. Each pupil throughout Tynewater Primary school has their own online journal.

Teachers will share photographs and videos of your child when at school for you to talk about their learning together at home. Tynewater Primary School pays for a premium subscription to Seesaw and data is stored safely within a UK data centre which complies with GDPR.

We use Seesaw as a tool for setting **learning at home activities**. Due to Covid restrictions, we minimised homework jotters going to and from home/school and this will continue. Teachers will set activities and give feedback to pupils via Seesaw. All pupils will be provided with a Learning Beyond School Jotter to be kept at home which they can use and may take a photograph of their work to upload to their journal.

We would also like to use Seesaw to capture and celebrate any **wider achievements** that your child would like to share. If your child has managed to achieve something for the first time at home he/she can upload this to his/her journal. For example, setting the table, tying laces or a sporting achievement.

What you will need to do

Please download two apps:

1 The Seesaw Family App (for parents to use)

Most of our parent(s)/carer(s) already have this app downloaded and this allows you to see your child's learning journal. It will also allow you to message the teacher to communicate about learning. You should download the **Seesaw Family App** and enter the Family Invite Code to do this. Please see the detailed steps overleaf if you have yet to connect.




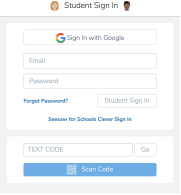
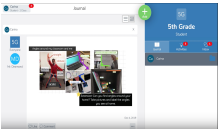




2 The Seesaw Class App (for your child to use)

This will be for your child to use to access their current class. This app will allow your child to receive and send activities to their teacher. You should download the **Seesaw Class App** and scan your child's QR code to access this. Please keep this in a secure place and see the detailed steps overleaf for help. Please note for families with multiple children, you must log in and out separately using each QR code. There is currently no method to see more than one journal simultaneously in the Class App.

Seesaw Class App




Set up Instructions

<https://www.youtube.com/watch?v=WsxDUABH8q4>

 <p>CLASS</p> <p>app.seesaw.me</p>	<p>STEP 1: Download the Seesaw Class app on your device (or go to app.seesaw.me in your web browser to get started.) <u>This is a different app from the Family App!</u></p>
	<p>STEP 2: Pupils should click 'I'm a Student' to log in with your Home Learning Code.</p>
	<p>You will be given a Home Learning Code on a handout like this.</p>
	<p>STEP 3: Enter your Home Learning Text Code or scan your Home Learning QR Code when you see this page.</p>
	<p>STEP 4: Once logged in, you will be in your child's journal where they can create posts, complete activities, and see Announcements from their teacher.</p>
	<p>STEP 5: To see activities from the teacher(s), tap the Activities tab (<i>on the right side under class name</i>).</p>
	<p>STEP 6: Click 'Add Response' to respond.</p>
	<p>STEP 7: Always press the green check to save work to your child's journal.</p>
	<p>STEP 8: To see Announcements from the teacher(s), tap the inbox tab (<i>on the right side under class name</i>)</p>

Seesaw Family App

Set up Instructions

	<p>STEP 1: Download the 'Seesaw Parent and Family' app from the Apple App Store or Google Play Store or go to https://app.seesaw.me and choose 'I'm a Parent'</p>
	<p>STEP 2: Choose 'Create Parent Account.'</p>
	<p>Scan this QR code using Seesaw's built-in QR code scanner or choose your child's name (if using Web browser)</p>
	<p>STEP 4: Finish creating your account to view your child's journal.</p>
	<p>STEP 5: Here's a short 3 minute video to guide you through using the Seesaw Family app. https://www.youtube.com/watch?v=fztA8m_4U5A</p>