

Tynewater Primary School

Primary 3 School Closure Activities

Here are some ideas to consolidate and reinforce learning which the children have experienced in school. Learning activity sheets are courtesy of Twinkl, an educational resource site.

Literacy

Reading:

*Continue to read lots of stories with your child. Support them to sound out letters and blend them to make words. Talk about what is happening in the pictures and what you can see, before reading. They should also be reading independently, for pleasure, whenever possible. Ask lots of questions such as:

- Who is the main character?
- What was your favourite part?
- How do you think the character was feeling when ...?
- Can you think of a time when you felt like that?
- What do you think will happen next? Why do you think that?

*Play 'I Spy' - Can you find words beginning with ...? Can you find a picture of ...? How many can you see?

*If it is a rhyming story, encourage your child to guess what the rhyming word will be.

*Complete a Book Review about a story they have enjoyed reading (templates below).

*Re-design the front cover of one of their favourite books (template below). Think about which important characters or events should be displayed. Don't forget the title and author's name!

*Go on a book Scavenger Hunt! Try to find all of the things listed in any books you have at home (template below).

*Continue to practise key words sent home with your child's reading book. Also practise tricky words. These are words which cannot be sounded out and need to be learned. They are:

Set 1	Set 2	Set 3
all was I to do the	are he she we me be	they there here come some said
	you your my go no so	where were which why who more
		before many any there because want
Set 4	Set 5	Set 6
put their saw made right should	would could goes does four two	when what down like live give
	have little by old only one	father mother also always love cover
		every eight of after once upon

*Revise all digraphs covered so far. Write some words containing these sounds and see if your child can sound them out.

sh ch th ng qu	ar ff ll ss/zz ck	a_e (cake) i_e (bike) o_e (stone) u_e (tube)
----------------------------	-------------------------------	---

*Practise reading CVC (Consonant Vowel Consonant) words and draw the picture to match the word (learning sheet below).


Writing:

*Practise correct pencil grip to allow for neat, comfortable and fluent handwriting.

Hold pencil with a light grip.

1. Thumb holds pencil.
2. First finger rests on top of the pencil.
3. Pencil rests against third finger.

Left hand



Right hand




*Choose a poem or a paragraph from a favourite book. Ask the children to copy it in their best handwriting. Don't forget about ascenders (tall letters) and descenders (low letters).

How to Write Letters

a b c d e f g h i j k l m n o p q r s t u v w x y z

*Choose a story your child knows well, perhaps a fairy tale or story read to them often. Ask them to Story Map the tale. This is something we have been working on a lot in Primary 3 and children should be able to use the picture plan they create to re-tell you the story.



*Practise writing CVC (Consonant Vowel Consonant) words using the worksheets below. Ask your child to write any other CVC words you can think of.

*Practise words with a consonant blend at the beginning - sp, gl, fl etc. (learning sheet below).

*Write the alphabet on a piece of paper. Can you have a Treasure Hunt in the house or garden to find something beginning with each letter of the alphabet?

*Practise writing some sentences about the pictures (template below) - don't forget capital letters, full stops, finger spaces and interesting words.

*Practise using capital letters, full stops, exclamation marks and question marks to correct the sentences (learning sheet below).

*Practise proofreading - find the spelling mistakes and change them (learning sheet below).

*Get your child to write step-by-step instructions on how to make a sandwich. Remind them to include the equipment and ingredients needed. Follow their instructions to make the sandwich and discuss how clear the instructions were.

*Make some cards to send to relatives or friends to say hello. Children can practise writing a message inside.

Here are some apps which you may find useful:

 Jolly Phonics	 Read with Biff, Chip and Kipper	 Word Monsters	 ABC Gurus	 Cbeebies	 Bubl ABC	 Bizzibrains I Imagine
 My Little Story Creator	 Pocket Phonics	 Little Writer	 Letter Monster	 Hairy Phonics	 Writing Wizard	 Bizzibrains I Learn

Numeracy

*Practise counting and ordering numbers to 20/50/100 and counting forwards and backwards..

*Practise counting in 2s, 3s, 5s and 10s.

*Practise number bonds to 10/20/100. Play Number Bond Tennis; mime using a tennis racquet to hit numbers back and forward to each other which add up to 10/20/100.

*Add and subtract numbers within 10/20/100. Use cubes or a number line to help if necessary. (Learning sheets below)

*Use buttons, pasta, toy cars etc to practise division as sharing.

*An adult could write numbers on bits of paper and hide them around the house. The child could go and search for them and order them from smallest to largest. As an extension, organise them into odd/even groups.

*Give your child a number between 0 and 100. Ask them what is the number before, after or in between two numbers?

*Practise telling the time using o'clock, half past, quarter past or quarter to.

*Go on a 2D shape hunt in the house or the garden.

*Cut out some circles, triangles and squares and create a Spring rabbit or chick collage. (Template below).

*Play 'Snakes and Ladders' and practise counting on spaces and recognising numbers.

Here are some apps which you may find useful:

 Shape Monster	 Let's Do Maths	 Little Digits	 Top Marks	 Sumdog	 What Time is it Mr Wolf?
---	--	--	--	---	---

Health and Wellbeing

*If you have access to Youtube at home, search for The Body Coach and his series of kids workouts called '5 Minute Move.'

*Also on Youtube is a channel called 'Cosmic Kids Yoga' which is a series of relaxing yoga stories which everyone can join in with.

*The 'Go Noodle' channel on Youtube has lots of fun dance, workout and mindfulness videos.

*Encourage your child to discuss effective hand washing and the benefits of this. Ask them to give examples of when we should wash our hands (learning sheet below).

*Discuss 'Random Acts of Kindness' with your child. Can they do something kind and helpful for others without being asked? (Template below).

Across the Curriculum

*Try to use this opportunity to get lots of fresh air and go for nature walks or bug hunts.

*Practise some basic cooking or baking together - this will encourage many skills such as reading, measuring, fine and gross motor skills, sharing and patience.

*Play some board games or do some jigsaw puzzles - again these will encourage many important learning skills such as turn-taking, patience and resilience.

*Use any shapes, scraps of materials or art resources around the house to make a collage - this could be a rocket, a car, a unicorn, a tiger - the choice is theirs!

*With adult support and guidance, do some research on a topic which is of interest to your child.

My Book Review

Title: _____

Author: _____

Did you like the book?

Rate the book by colouring in the stars.



What was your favourite part?

Draw your favourite scene from the book.

A large, empty rectangular box with a black border, intended for drawing a favourite scene from the book.

A book review by: _____

Author: _____

Title: _____

What was the story about?

Who were the characters?


What did you like about the book?

Draw your favourite picture from the book.

Your rating: ___ / 10

Book Cover Design

Design a new cover for your favourite book.



Book Scavenger Hunt

You will need lots of books for this activity! You can play at school, at home, or in a library. Find each of the items from the list below in the books you have. Use the table to record the book you found the item in, the page number, and whether it was a picture or a word, or both. How many can you find?

Item	Book in which it was found	Page number	Word, picture or both?
Witch			
Elephant			
Porridge			
Duck			
Train			
Teddy Bear			
Bus			
Frog			
King			
A character shouting			
A happy ending			
A surprise			
A moral or a lesson which can be learned			
Something made up			
A mystery			

Can you set each other challenges if you manage to finish the list?

Spelling Maze!

Draw lines between the right letters to spell out the word! Write your word on the lines at the end!



b


o

n

x

u

r



h

e

t

e

o

n



j

e

f

f

u

g



d

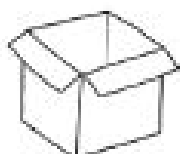
u

e

b

w

g



b

o

a


f

e

x

Spelling Maze!

Draw lines between the right letters to spell out the word! Write your word on the lines at the end!



j

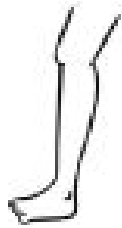
i

n

f

u

r



l

e

x

e

o

g



r

e

f

f

u

g



b

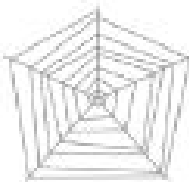
a

e

m

w

p



w

o

b


f

e

x

Consonant blends

Complete the words with **br**, **tr**, **cr**, **dr**, **gr**, **fr** or **pr**



___ee



___ab




___um



___ayon



___occoli



___apes



___og



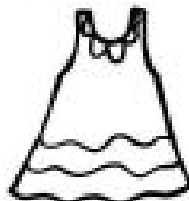
___etzel



___ies



___ass







___ess



___ead

Consonant blends

Complete the words with the correct blends and match them.



tray

___own

___ead

___idge

___um

___og

___ess

What can you see at the party?

Write some sentences about the picture.



Example: He will blow out the candles.

What Can You See in the Pirate Scene?

Write some sentences about the picture.



Example: The ship is at sea.

Correct the Sentence Punctuation

Write the correct sentence underneath by adding in capital letters, full stops and question marks.

1. my brother's dog is called tess

2. on sunday she went to the park

3. the titanic sank in 1912

4. toby and mark are going to spain in march

5. martha took her children to the zoo yesterday

6. when i go to the shop i will get some crisps

7. sameera and i are going to town on friday

8. did you sell buns at the fair

9. my mum has a cat he is called tom

10. have you got a dress for the prom

Correct the Spelling Mistake

Each sentence below has one word that is incorrect. Write the correct spelling of the word in the box.

1. Each chyld was given a certificate.

--

2. Tom won a gowld medal.

--

3. Lee went swimming arftr school.

--

4. The parth was very steep.

--

5. Josef was shaw that he was right.

--

6. Suki was the ownly child who liked peas.

--

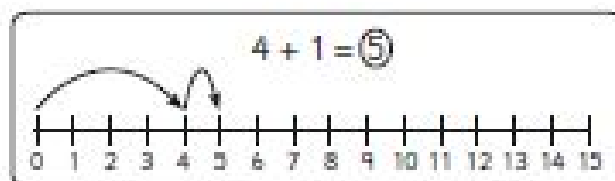
7. They were a very noisy clars.

--

8. It was very cowld outside.

--

Addition to 20 on a Number Line



1. $5 + 3 =$



2. $8 + 3 =$



3. $6 + 6 =$



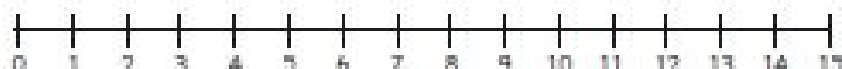
4. $4 + 5 =$



5. $4 + 7 =$



6. $7 + 6 =$



7. $8 + 4 =$



8. $9 + 6 =$



9. $3 + 9 =$

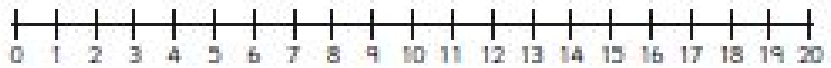


10. $2 + 10 =$



Addition to 20 on a Number Line - Sheet 2

1. $10 + 7 =$



2. $11 + 8 =$



3. $16 + 3 =$



4. $2 + 12 =$



5. $0 + 13 =$



6. $8 + 12 =$



7. $7 + 9 =$



8. $15 + 2 =$



9. $6 + 14 =$



10. $11 + 4 =$





Number Line Subtraction

Example:

$$\underline{10} - 5 = \textcircled{5}$$



$20 - 3 =$



$9 - 4 =$



$18 - 2 =$



$10 - 6 =$



$7 - 3 =$



$2 - 2 =$



$3 - 1 =$



$11 - 8 =$



$15 - 3 =$



$6 - 1 =$






Number Line Subtraction

$20 - 17 =$	<p>0 1 2 3 4 5 6 7 8 9 10 11 12 13 14 15 16 17 18 19 20</p>
$12 - 4 =$	<p>0 1 2 3 4 5 6 7 8 9 10 11 12 13 14 15 16 17 18 19 20</p>
$18 - 12 =$	<p>0 1 2 3 4 5 6 7 8 9 10 11 12 13 14 15 16 17 18 19 20</p>
$10 - 3 =$	<p>0 1 2 3 4 5 6 7 8 9 10 11 12 13 14 15 16 17 18 19 20</p>
$17 - 5 =$	<p>0 1 2 3 4 5 6 7 8 9 10 11 12 13 14 15 16 17 18 19 20</p>
$12 - 2 =$	<p>0 1 2 3 4 5 6 7 8 9 10 11 12 13 14 15 16 17 18 19 20</p>
$3 - 2 =$	<p>0 1 2 3 4 5 6 7 8 9 10 11 12 13 14 15 16 17 18 19 20</p>
$20 - 8 =$	<p>0 1 2 3 4 5 6 7 8 9 10 11 12 13 14 15 16 17 18 19 20</p>
$15 - 3 =$	<p>0 1 2 3 4 5 6 7 8 9 10 11 12 13 14 15 16 17 18 19 20</p>
$19 - 11 =$	<p>0 1 2 3 4 5 6 7 8 9 10 11 12 13 14 15 16 17 18 19 20</p>

Don't Hog the Hedge!

Addition to 10 Colour by Number

1,2 = light brown 3 = dark brown 4 = grey 5 = red
6 = dark pink 7 = purple 8 = light green 9 = dark green



Pirate Colour by Numbers

Subtraction within 10

0 or 1 = yellow

2 or 3 = blue

4 or 5 = red

6 or 7 = black


8 or 9 or 10 = orange



Addition and Subtraction to 50

Colour by Number

Solve the calculations to work out what colours to use.



10 or 29 = yellow

12 or 32 = orange

14 or 35 = blue

16 or 38 = red

18 or 41 = purple

20 or 44 = black

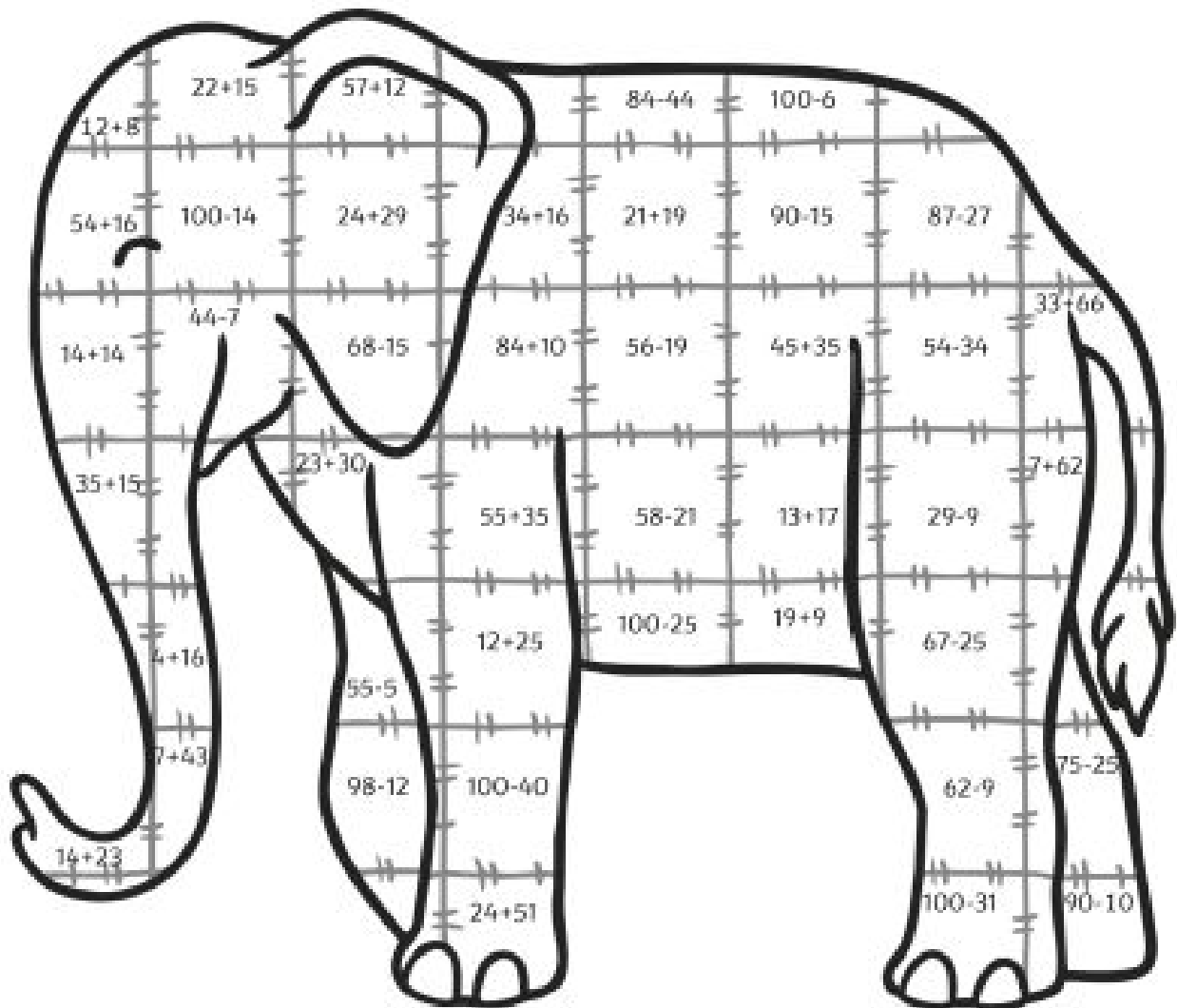
22 or 47 = pink

24 or 50 = green

Addition and Subtraction to 100

Colour by Number

Solve the calculations to work out what colours to use.



20 or 28 = yellow

60 or 69 = purple

30 or 37 = orange

70 or 75 = black


40 or 42 = blue

80 or 86 = pink

50 or 53 = red


90 or 94 = green

Shape Collage



When Should We Wash Our Hands?

Washing our hands is really important. It helps to keep us healthy because we are washing away dirt and germs. Do you know when you should wash your hands? Draw some pictures in the bubbles to show when it is important to wash your hands.





My Random Acts of Kindness

We are kind and helpful.

Draw a picture
in each box
when you have
completed your
random act of
kindness.



**I can BEE
KIND**

by doing things for
others without expecting
something in return.